

2017 Mercedes-Benz B 180 1.6lt Turbo 'Sport'



FINANCE THIS CAR FROM
\$101.69*
 PER WEEK

UDC MARAC NOW
Finance your way

*Finance calculation based on a 48 month term, no deposit and with an example annual fixed interest rate of 9.95%. Actual interest rates may be higher or lower. Excludes an establishment fee of \$510.00 and a monthly maintenance fee of \$10.00. Full terms and conditions apply at www.wmc.co.nz. Financial modelling not an offer of finance. Terms, conditions and lending criteria apply.

wmc
 Wheeler Motor Company



Purchase Price **\$15,989**

Includes GST
 Excludes on-road costs of \$695

Indicative repayments
\$101.69 per week*

Based on a 48 month term & no deposit.
 Total repayments (208) = **\$21,152.23**

Gain peace of mind with
 Mechanical Breakdown
 Insurance. **Ask us how.**

Top features

None Listed

Body Style
5 door, Hatchback

Odometer
34,954 km

Engine
1600 cc, Petrol

Fuel Type
Petrol


Transmission
Tiptronic Gearbox

Wheels
 -

VIN
WDD2462422J455688

Interior
Black, Half Leather

Safety


5 star safety rating

Based on 2024 UCSR rating
 for 12-18 models

Reg No.
 -

Ext Colour
Brown

History
 -

Seats
5 seats



CO2 Emissions
★ ★ ★ ★ ☆
155 grams/km

Energy Economy
★ ★ ★ ☆ ☆ ☆
Annual fuel cost of \$2,590
6.6L per 100km

Cost per year is an estimate based
 on petrol price of \$2.80 per litre and
 an average distance of 14000 km.
 Emissions and Energy Economy
 figures standardised to 3P WLTP.

Stock ID: 30983

 Wheeler Motor Company | Phone 03 3666 369 | Email
 premium@wheelermotors.co.nz
 40 Disraeli Street, Addington, CHRISTCHURCH 8024, New Zealand
 www.wheelermotors.co.nz

 
4.62 | 921 reviews

* Wheeler Motor Company is not a lender nor a financial adviser. Any amounts displayed should not be seen as an offer of finance or taken as financial advice. The interest rate, fees and loan term used in this calculation may not actually represent those available from lenders. Actual interest rates, fees and loan terms will vary per lender and are typically based on an assessment of your credit risk and responsible lending criteria. Any repayment amounts displayed are indicative only and have been calculated using several other indicative inputs. The interest rate used in this calculation is an arbitrary 9.95%, however exact interest rates vary per lender. The term of the loan used in this calculation is 48 month. Exact terms available vary per lender although options typically include 6, 12, 18, 24, 36, 48 and 60 months. This calculation also includes two typical mandatory fees charged by lenders. These are an account admin fee of \$5.00 per month (other payment frequencies may be available) and a one-off establishment fee of \$510.00. Typically, this fee can be paid upfront or, as in this calculation, be capitalised over the contract term, ie. included in the loan amount. These fees can vary per lender and other non-mandatory fees and charges may also apply. The total amount of repayments has been calculated by multiplying 208 weekly repayments (based on a 48 month term) by the weekly repayment amount of \$101.69 which equals \$21,152.23. This calculator does not consider any of your own personal circumstances and we strongly suggest you seek budgeting advice prior to committing to any loan contract. Responsible lending criteria and lender terms and conditions will likely apply to any finalised loan contract. Proof of security and/or vehicle insurance may also be required before proceeding.