


# 1969 Volkswagen Beetle 1200




**Purchase Price** **\$23,990**  
Includes GST, Registration & Licensing

**Indicative repayments**  
**\$86.53 per week\***  
Based on a 60 month term & 30% deposit.  
Total repayments (260) = **\$29,696.02**



Gain peace of mind with **Mechanical Breakdown Insurance. Ask us how.**



**Top features**  
» Euro Classic

**Body Style**  
Coupe

**Odometer**  
91,239 km

**Engine**  
1200 cc, Internal Combustion

**Fuel Type**  
Petrol


**Transmission**  
Automatic

**Wheels**  
-

**VIN**  
-

**Interior**  
-

**Safety**  
-



**Reg No.**  
FP9211

**Ext Colour**  
Blue

**History**  
NZ New, 8 owners

**Seats**  
5 seats

**CO2 Emissions**  
★★★★☆

**Energy Economy**  
☆☆☆☆☆☆

**Annual fuel cost not available**

**Energy Consumption unknown.**

**Stock ID: 10300**



Sunday Consignment | Email [consign@sundaydrive.co.nz](mailto:consign@sundaydrive.co.nz)  
363 Church Street, Penrose, Auckland 1061, New Zealand  
[www.sundaydrive.co.nz](http://www.sundaydrive.co.nz)

\* Sunday Consignment is not a lender nor a financial adviser. Any amounts displayed should not be seen as an offer of finance or taken as financial advice. The interest rate, fees and loan term used in this calculation may not actually represent those available from lenders. Actual interest rates, fees and loan terms will vary per lender and are typically based on an assessment of your credit risk and responsible lending criteria. Any repayment amounts displayed are indicative only and have been calculated using several other indicative inputs. The interest rate used in this calculation is an arbitrary 9.95%, however exact interest rates vary per lender. The term of the loan used in this calculation is 60 month. Exact terms available vary per lender although options typically include 6, 12, 18, 24, 36, 48 and 60 months. This calculation also includes two typical mandatory fees charged by lenders. These are an account admin fee of \$10.00 per month (other payment frequencies may be available) and a one-off establishment fee of \$405.00. Typically, this fee can be paid upfront or, as in this calculation, be capitalised over the contract term, ie. included in the loan amount. These fees can vary per lender and other non-mandatory fees and charges may also apply. The total amount of repayments has been calculated by multiplying 260 weekly repayments (based on a 60 month term) by the weekly repayment amount of \$86.53 which equals \$29,696.02. This calculator does not consider any of your own personal circumstances and we strongly suggest you seek budgeting advice prior to committing to any loan contract. Responsible lending criteria and lender terms and conditions will likely apply to any finalised loan contract. Proof of security and/or vehicle insurance may also be required before proceeding.