



# 1966 Volkswagen Beetle Baja Bug



**Car finance for car lovers, by car lovers**

- GET PRE-APPROVED**  
Buy from Sunday Drive or anywhere nationwide
- FIXED INTEREST RATES**  
That means no hidden rate ranges, and no surprises
- NO DEPOSIT FINANCE**  
Secure finance. No deposit. Get the car you're dreaming of
- FAST RESPONSE**  
Online application in minutes. Lending decisions in three hours

POWERED BY **better**

**Car finance + expert car-buying advice**


- GET PRE-APPROVED**  
Buy from Sunday Drive or anywhere nationwide
- INSPECTIONS**  
Assistance with vehicle inspections
- EXCLUSIVE STOCK**  
Access to the Sunday Drive unadvertised stock database
- SIMPLE TRADES**  
Trade-in valuation and placements

**CLICK ON Finance estimate more info**  
BELOW TO APPLY NOW

POWERED BY **better**

**Purchase Price** **\$29,990**  
Includes GST, Registration & Licensing

Indicative repayments  
**\$107.10 per week\***  
Based on a 60 month term & 30% deposit.  
Total repayments (260) = **\$36,844.08**



Gain peace of mind with Mechanical Breakdown Insurance. **Ask us how.**



**Top features**  
None Listed

Body Style  
**Sedan**

Odometer  
**Odometer is inaccurate**

Engine  
**1600 cc, Internal Combustion**

Fuel Type  
**Petrol**

Transmission  
**4-Speed Manual**

Wheels  
-

VIN  
**7A8J40M0795071693**

Interior  
-

Safety  
-

Reg No.  
**EP5208**

Ext Colour  
**Blue**

History  
**NZ New, 31 owners**

Seats  
**2 seats**

CO2 Emissions  
-

Energy Economy  
-

**Stock ID: 8874**



Sunday Consignment | Email [consignment@sundaydrive.co.nz](mailto:consignment@sundaydrive.co.nz)  
363 Church Street, Penrose, Auckland 1061, New Zealand  
[www.sundaydrive.co.nz](http://www.sundaydrive.co.nz)

\* Sunday Consignment is not a lender nor a financial adviser. Any amounts displayed should not be seen as an offer of finance or taken as financial advice. The interest rate, fees and loan term used in this calculation may not actually represent those available from lenders. Actual interest rates, fees and loan terms will vary per lender and are typically based on an assessment of your credit risk and responsible lending criteria. Any repayment amounts displayed are indicative only and have been calculated using several other indicative inputs. The interest rate used in this calculation is an arbitrary 9.95%, however exact interest rates vary per lender. The term of the loan used in this calculation is 60 months. Exact terms available vary per lender although options typically include 6, 12, 18, 24, 36, 48 and 60 months. This calculation also includes two typical mandatory fees charged by lenders. These are an account admin fee of \$10.00 per month (other payment frequencies may be available) and a one-off establishment fee of \$405.00. Typically, this fee can be paid upfront or, as in this calculation, be capitalised over the contract term, ie. included in the loan amount. These fees can vary per lender and other non-mandatory fees and charges may also apply. The total amount of repayments has been calculated by multiplying 260 weekly repayments (based on a 60 month term) by the weekly repayment amount of \$107.10 which equals \$36,844.08. This calculator does not consider any of your own personal circumstances and we strongly suggest you seek budgeting advice prior to committing to any loan contract. Responsible lending criteria and lender terms and conditions will likely apply to any finalised loan contract. Proof of security and/or vehicle insurance may also be required before proceeding.